



Welcome to
Newlands Girls' School

Hello everyone!

I hope you find the information on the following slides helpful. However, before you start clicking through the presentation, I would like to take this opportunity to share with you some news about me.

After 38 years in the teaching profession and 12 years as Head of Newlands, it is now time for me to retire. This means that, sadly, I will not be here to welcome your daughters in September. However, I remain in post until the 31st August and will do my best to help in any way I can.

Miss Capon and Mr Henshaw, currently Deputy Heads, will be sharing the Headship from September and I recommend them most warmly to you. They are both very experienced and will enjoy leading the school together.

Best wishes,

Dr L Ceska
Headteacher



Welcome to Newlands Girls' School



- Miss K Gratton – Head of Year 7, Teacher of Science
- Mrs S Nuttycombe – Senior Link to Year 7, Assistant Headteacher, Teacher of Drama




Transition

- Primary School Liaison
 - Gather information from the class teachers
- Induction Day – **2nd September 2021**
 - Meet their new Form Tutor
 - Meet their new friends
 - Tour
 - Orienteering activity




Form Tutor Groups

- A complete mix of ability, background, ethnicity, primary schools and interests.
 - Form Tutors will help your daughter to settle in and check she is prepared for each day.
 - Your daughter will also be assigned to a teaching group.
- 
- 7A – Austen (Jane Austen – English novelist)
 - 7B – Bronte (Emily Bronte – English novelist)
 - 7C – Curie (Marie Curie – Scientist)
 - 7D – Darling (Grace Darling – Heroine)
 - 7E – Earhart (Amelia Earhart – American aviation pioneer)
 - 7F – Frank (Anne Frank – Jewish writer)




Key Points

- School Day
 - 8.45am to 3.05pm
- Use of Planner
 - For recording homework set
 - For communication 
- Uniform
 - School Uniform
 - PE Uniform
 - *School Days Direct and Goyals
- Padlocks





Homework

WEEK 1	7A	7B	7C
Monday	Science (G & I) Art (H & J) Maths German	Science (G & I) Art (H & J) Maths Spanish 	Science (G & I) Art (H & J) French Maths
Tuesday	D & T	D & T ICT Geography	D & T Geography
Wednesday	English French Science Music	English French Science	English French Science

Homework

- What will homework look like?
 - Questions and answers
 - Project work
 - Revision
 - Research
 - Contribution to a blog
 - Reading
 - Activities on designated websites



Communicating with School

- Form Tutor
- Head of Year: Miss Gratton
- Senior Link to Year 7: Mrs Nuttycombe

For Parents:

- Through school website 
- Via planner
- Keep Kids Safe
- Letters
- Email – office@newlandsgirls.co.uk
- attendance@newlandsgirls.co.uk

For Students:

- Emails directly to the girls
- Notes in registers for the girls



Attendance


- **90%** attendance = **½ day missed** every week!!
- **1 school year** at **90%** attendance = **4** whole weeks of lessons **MISSED!**
 - Over years 7 to 11, 90% attendance = **half of a whole year of school missed!**

The greater the attendance,
the greater the achievement.




Extra-curricular Activities

- Strongly recommended (at least 1).
- Meet new friends.
- Get to know staff better.
- Have fun!



Questions

- Newlands Girls' School website
- Frequently Asked Questions 
- office@newlandsgirls.co.uk



Development for the future fund

2021 - 2022



With the help of parental donations, we were able to create vibrant, modern and fit for purpose learning environments.

Future developments: outside spaces



We would like to continue to improve our outside spaces to enhance the wellbeing of our school community.

“The school’s work to promote pupils’ personal development and welfare is outstanding.”

Ofsted, 2018



I hope this presentation has given you a flavour of the exciting opportunities on offer in September. We are really looking forward to welcoming all our new families to Newlands next term, and we wish you a very happy and restful summer break.

Miss J Capon and Mr M Henshaw
Acting Joint Headteachers

